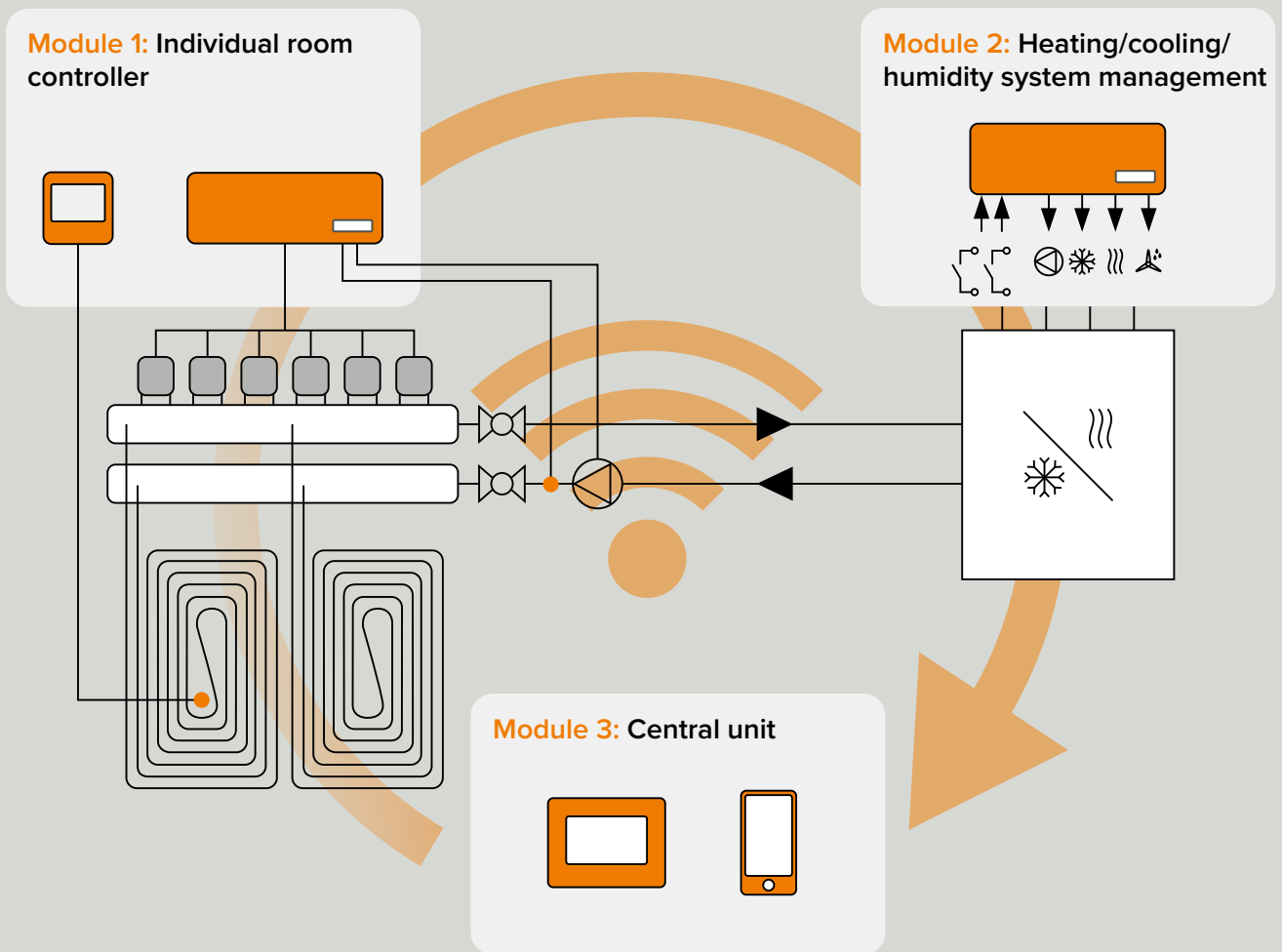




A GOOD ALL-ROUND FEELING

TECEfloor Smart Home: Designing temperature and energy management in a modular way.





MODULAR ENERGY MANAGEMENT FROM THE ROOM TO THE HOME

How smart should a home be? With TECEfloor Smart Home, the system grows with the requirements: from the intelligent room thermostat to the central temperature and humidity management to the voice-controlled smart home.

This is temperature and energy management in a smart system.

“ Smart home technology that grows with you. From heating in a single room to energy management for the whole of the house. That's what I need.”



Module 1: Individual room controller

Comfortable climate, room by room: with intelligent room thermostats, from analogue to digital.

Module 2: Heating/cooling/humidity system management

Efficient and sustainable: the switching module enables bidirectional coordination of individual room controllers and central systems.

Module 3: Central unit

Everything to hand: with the central unit, you can program and control setpoints and system states and control wireless sockets and other clever expansions in the smart home. By radio or optionally with WiFi connection via app!



Smart means having options

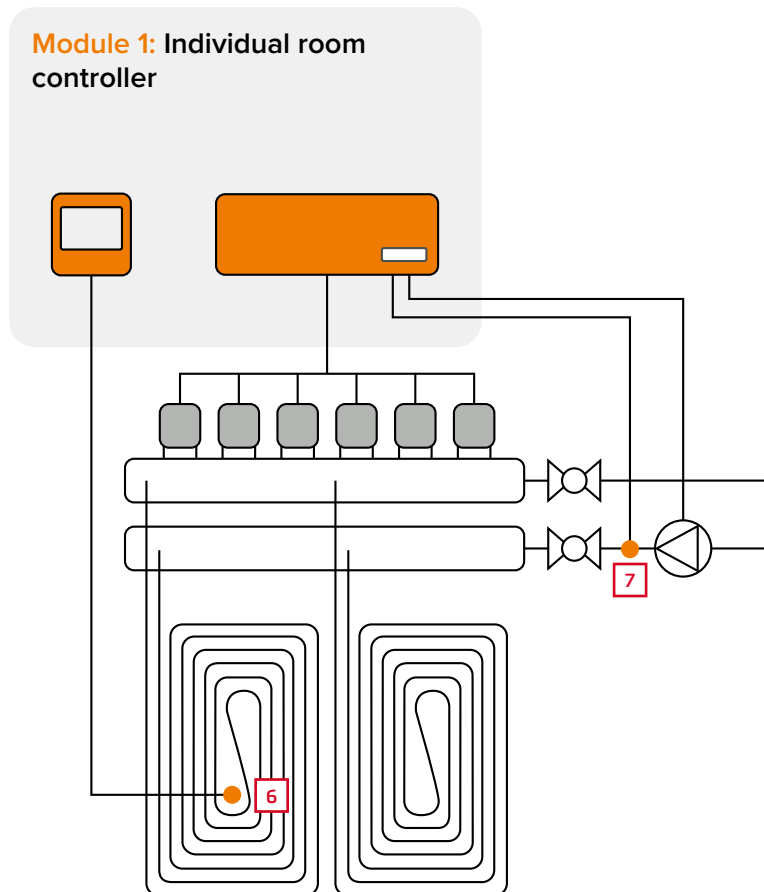
All components of the TECEfloor Smart Home system communicate via radio and can also be operated without WLAN. The central unit optionally controls all units from a single place: by radio or by app, including voice control.

Product highlights:

- Modular, expandable smart home system
- Temperature and humidity management
- Inputs and outputs for heat and cold generators and dehumidifiers
- Bidirectional communication of all system components
- Control via control panel or app
- Compatible with common voice controls
- Clever system accessories

SMART MODULES – INDIVIDUALLY COMBINABLE

From room-by-room management to central control of all system components: with TECEfloor Smart Home, all components work together.



Module 1: Individual room controller

The basis of smart room management: TECE room thermostats with integrated temperature or temperature and humidity sensors reliably record the room climate and communicate bidirectionally by radio with the TECEfloor control distributor, which controls the supply to the various zones. With additional functions such as time programming, dew point monitoring and floor sensor, TECE room thermostats ensure a comfortable climate in every room.

Floor temperature management

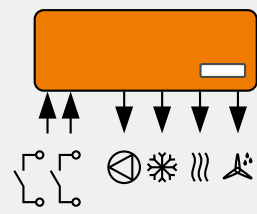
Floor sensors, which can be combined with the TECE room thermostats, ensure a pleasant floor temperature.

Zonal dew point control

TECE room control units with integrated humidity sensors reliably detect the room humidity and calculate the dew point temperature of the room. A temperature sensor on the terminal strip measures the flow temperature. If this is lower than the calculated dew point, the actuators of the respective rooms/zones close, thereby preventing dew from forming. The advantage: other rooms/zones continue to be supplied. The entire distributor or system is not sealed off.

- 1 TECEfloor room analogue control unit
- 2 TECEfloor room control unit with humidity sensor
- 3 TECEfloor room control unit with weekly program
- 4 TECEfloor control distributor
- 5 TECEfloor heating/cooling module
- 6 Floor sensor
- 7 Flow sensor

Module 2: Heating/cooling/ humidity system management



5

Output:

- 1 x potential-free output for switching a heat generator
- 1 x potential-free output for switching a cooling unit
- 1 x potential-free output for switching a dehumidifier
- 1 x live output (230 V) for pump control

Input:

- 1 x potential-free input for heating/cooling switchover
- 1 x potential-free input for central dew point sensor

Module 2: Heating/cooling/humidity system management

The switching module is the intelligent interface from the individual room controller to the central system technology. It communicates bidirectionally by radio with the control distributors of the individual room controller.

As an interface to the individual room controller, it has two potential-free inputs, each for switching from heating to cooling and for a central dew point monitor. This allows the individual room controller to be set to heating or cooling mode centrally by the heat/chiller generator without having to set each individual room controller separately.

If required, a heat generator, a cooling generator and a dehumidifier can be controlled via three potential-free outputs. If the individual room controller reports that the dew point has been undershot on the basis of room humidity and flow temperature, a dehumidifier can be activated. If the entire system is to be switched to cooling mode via a central switch, the switching module performs the changeover of the individual room control and the generator side.

Modular communication:

All system components communicate bidirectionally by radio in the basic setting. They can each be controlled centrally on the unit or with the "central unit" module extension. In smart home mode, room temperature controllers and the heating/cooling/humidity module can also be controlled by app via smart phone and voice control.

EVERYTHING EASILY UNDER CONTROL

With the central unit, you can easily program and control all paired devices from a single point. Via radio or app, simply and intuitively.



Module 3: Central unit



Module 3: Central unit

All system elements and installations come together in the central unit. Here, the functions and states of all previously paired devices and also optional accessories such as radiator thermostats, radio-controlled sockets and radio-controlled switch modules are monitored and controlled. They communicate via radio. A WiFi interface to the home WLAN router also enables optional access via app or with common voice controls.

Relaxed programming

The central unit is optionally mounted on a flush-mounted socket or supplied with a table stand via USB charging cable. In either case, it can be removed for convenient programming thanks to battery buffering.

The temperature and time profiles of the room temperature controller, the switching from heating to cooling or the switching on conditions of the switch modules and radio-controlled sockets can then be programmed quite easily from the sofa.





The TECE Smart Comfort app

The TECE Smart Comfort app is the mobile extension of the central unit. With an intuitive, easy-to-understand user interface, it provides uncomplicated control of all paired devices from just about anywhere. Current encryption technologies protect data transmission reliably and securely.

Simply intuitive

The user-friendly TECE Smart Comfort app provides an overview of all paired devices in no time at all and allows you to control them with just a few simple clicks.



Intelligent add-ons

Accessories such as switch modules (radio switches) for dehumidifiers, for example, smart radiator thermostats and intermediate sockets for mobile dehumidifiers or other consumers round off the system. Control is simple via central unit, voice control or app.

The range

	Description	Item no.
	TECEfloor room operating unit SH-T, analogue, white	77420050
	TECEfloor room operating unit SH-T, display, white	77420051
	TECEfloor room operating unit SH-T, display, black	77420052
	TECEfloor room operating unit SH- TH, display, white	77420053
	TECEfloor room operating unit SH- TP, display, white	77420055*
	TECEfloor control distributor SH, 6 zones, 230 V	77420064
	TECEfloor control distributor SH, 10 zones, 230 V	77420065
	TECEfloor heating/cooling module SH, 230 V	77420066
	TECEfloor switch module SH, 230 V	77420071
	TECEfloor Smart Home central unit, white	77420060*
	TECEfloor Smart Home central unit, black	77420061*
	TECEfloor USB power supply	77420075*
	TECEfloor repeater SH, 230 V	77420073
	TECEfloor temperature sensor SH	77420074
	TECEfloor radiator thermostatic head SH	77420072
	TECEfloor socket SH, 230 V	77420070*

*Available from autumn 2023

For more information visit
www.tece.com/en

TECE GmbH
 International business
 T +49 25 72/9 28-999
international-business@tece.de
www.tece.de/en

In order to improve the flow of reading, no distinction is made between feminine, masculine and non-binary in gender-related expressions. However, all genders are always implied.