

TECEdrainline – Measurement sheet custom channels for natural stone

Building project _____

TECE GmbH
International Business
Hollefeldstraße 57
48282 Emsdetten (Germany)
Email: international-business@tece.de

Object description

Offer number _____

Name _____

Street/Town _____

Delivery deadline _____ (about 4-6 weeks after technical release by customer)

TECE field service/Agent _____

Participants

Building client _____

Contact _____

Street/Town _____

Phone/Fax. _____

Planner _____

Contact _____

Street/Town _____

Phone/Fax. _____

Fitter _____

Contact _____

Street/Town _____

Phone/Fax. _____

Wholesaler _____

Contact _____

Street/Town _____

Phone/Fax. _____

Order No. _____

Please return or release as soon as possible!

With the delivery of the signed measurement sheet, acceptance of the TECEdrainline special channel is mandatory. No processing is possible without specifying the building project, offer number and exact address of the installer or wholesale.

TECEdrainline – Measurement sheet custom channels for natural stone

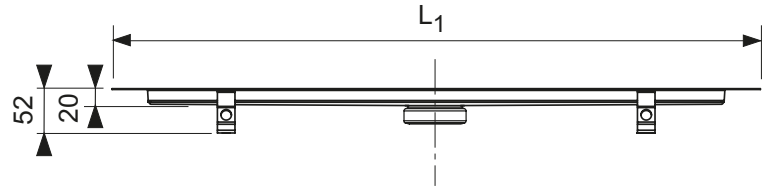
Building project _____

Standard values are used for all non-indicated values.

The maximum channel length (L_1) is 1500 mm.

The water channels classes W0-I to W2-I according to DIN 18534 are fulfilled with the special channels.

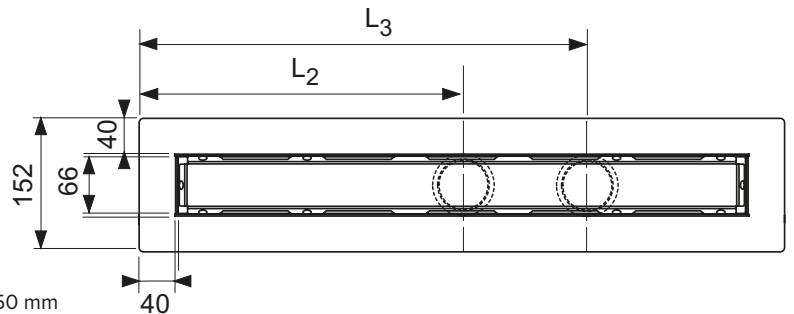
$L_1 =$ _____ mm



$L_2^* =$ _____ mm

Centre drain

$L_3^{**} =$ _____ mm



* max. distance between outer edge of channel and drain = 750 mm

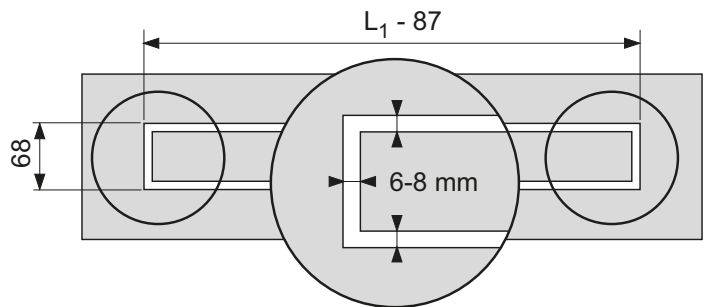
** only second drain

Please note:

Mounting plate and Seal System sealing tape included in delivery.

Cover cut-out length x width: ($L_1 - 87$ mm) x 68 mm

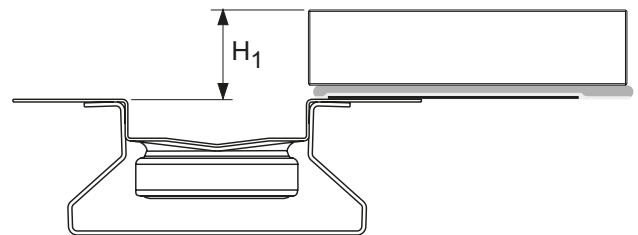
Width of surrounding drainage slot: 6 to 8 mm



Only for orders of the design grate „steel II“:

Distance from top edge of flange to top edge of finished floor.

$H_1 =$ _____ mm



Please select drains and accessories and order separately.

Approval _____

Date, signature _____