

**TECE**  
close to you

# ALL IN ONE – ONE FOR ALL

The TECEconstruct toilet module with base cistern: the universal compact solution for toilet flushing technology with a wide variety of designs.

**NEW**

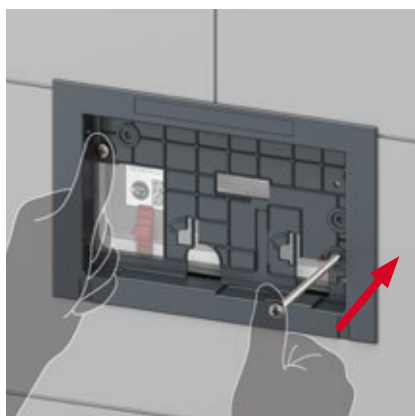


# With this one, you get the whole programme:

the base cistern with a 10-litre safety tank is water-saving, quiet and compatible with all 200 TECE flush plates. Pre-assembled and supplied with all necessary accessories, it comes as part of the TECEconstruct toilet module straight out of the box and onto the wall.

## Ready to install

The base cistern is delivered fully pre-assembled, which means it does not have to be opened during shell construction. The necessary attachments for mounting the TECEconstruct module are supplied ex works.



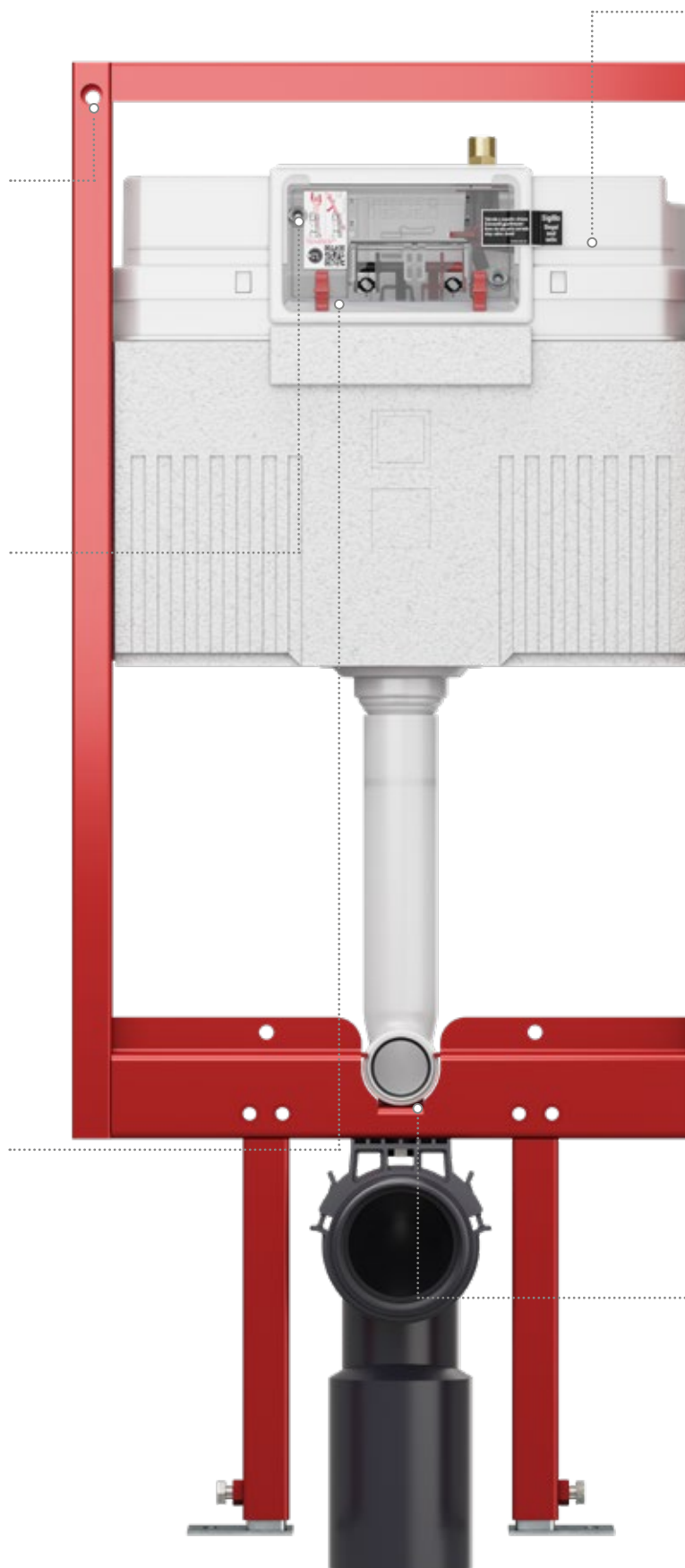
## Installation made easy

Thanks to easy fit quick assembly for flush plates, you save 60% working time – and a lot of worry.



## Plate variety

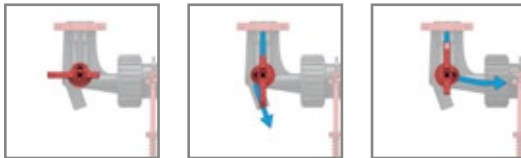
The base cistern in the TECEconstruct toilet module is compatible with all mechanical, electronic and pneumatic flush plates - for maximum design freedom.





### Ahead of the game

The pleasantly quiet F10 filling valve is already pre-assembled in the base cistern. Its integrated, newly developed 3-way corner valve can be flushed when installed during commissioning, thereby ensuring greater safety during installation.



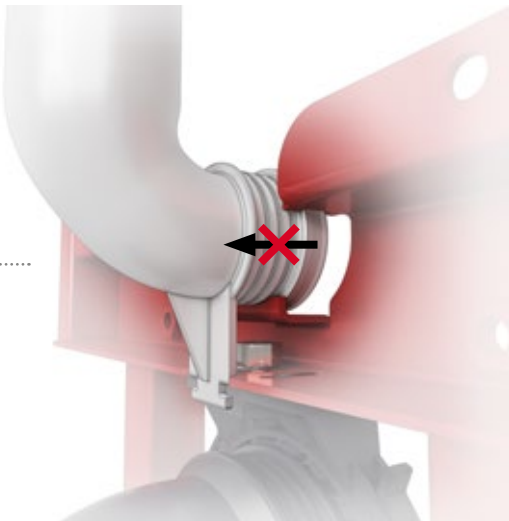
Closed

Initial flushing

Operation

### Securely fixed

The optimised flush pipe fixing prevents the flush pipe from being pushed backwards during fine assembly, thereby safely preventing unpleasant surprises during commissioning.





“Inexpensive complete solutions for toilet installation are often no more than a compromise. What really helps? Solutions that save money. And yet make no compromises in terms of safety, efficiency and design!”

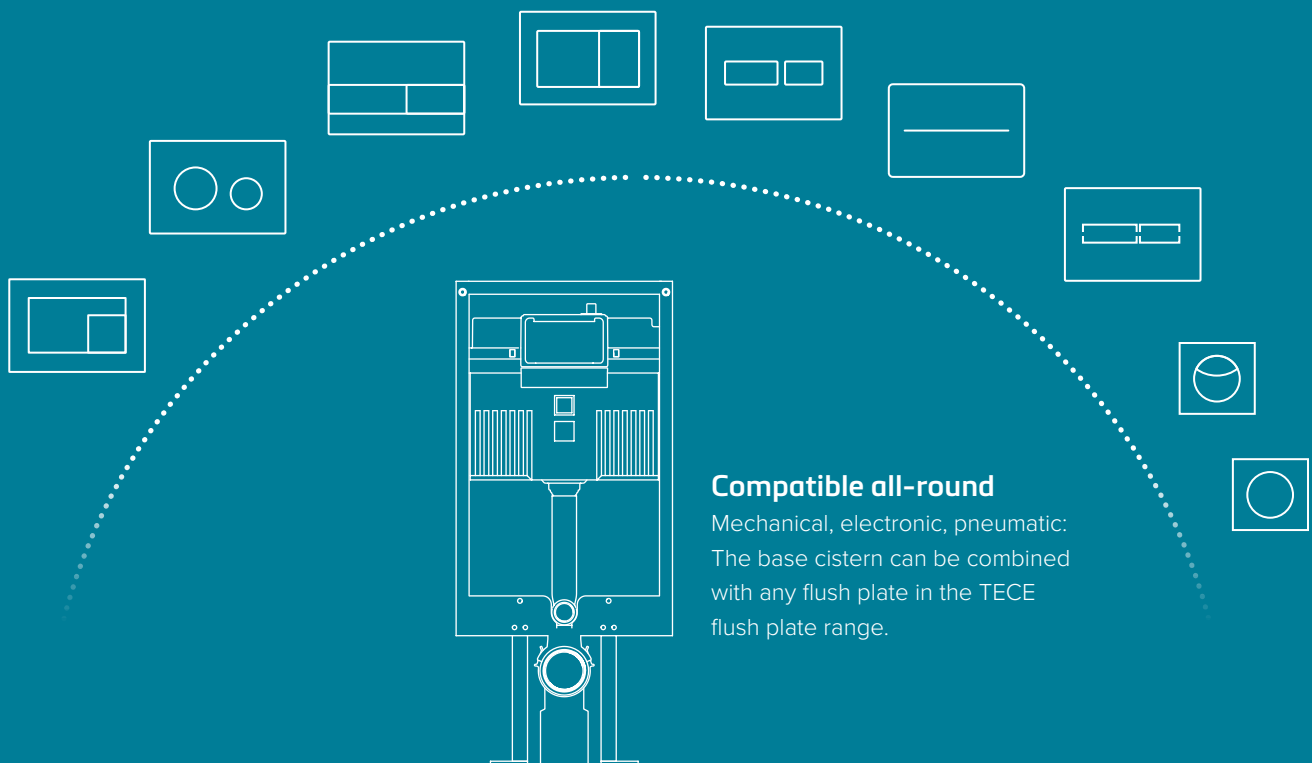
### Product highlights

- Pre-assembled filling valve: Tank doesn't have to be opened in shell construction
- easy fit tool-free quick assembly for flush plates
- Tank with condensation water protection and sound insulation
- Compatible with all TECE flush plates
- Can be used with mechanical, electronic and pneumatic actuation
- 10-litre safety tank: for direct flushing (without waiting)
- Innovative flush pipe fixing: prevents the flush pipe from being pushed backwards
- Extremely high module stability confirmed in static load test with 400 kg load

# Programme overview

TECEconstruct toilet modules with base cistern are available in two installation heights for all common installation scenarios.

	Description	Item no.
	TECEconstruct toilet module with base cistern, installation height 1120 mm	9300282
	TECEconstruct toilet module with base cistern, installation height 820 mm	9300283



For more information visit  
[www.tece.com](http://www.tece.com)

TECE GmbH  
T +49 25 72/9 28-0  
[info@tece.de](mailto:info@tece.de)  
[www.tece.com](http://www.tece.com)

TECE South-East Asia Pte. Ltd  
T +65 67 43 48 86  
[sales@tece.com.sg](mailto:sales@tece.com.sg)  
[www.tece.com.sg](http://www.tece.com.sg)